

PARTS DEPARTMENT

A COMPLETE SOLUTION



We have been the experts in workspace storage and organization for over 70 years. In this time we have developed industry-leading expertise in parts department installations. You can therefore rest assured that all our products fulfill the strictest requirements for any dealership. All our products are designed, manufactured and rigorously tested in North America to meet the highest standards of engineering and quality.

The strength of our system is that it adapts to your environment and evolves with your needs. With the wide range of sizes and accessories available, you can create your own layouts and configurations to complement the installations you already have in place.

SERVICE COUNTERS

With our service counters, you can provide rapid, efficient and secure service to your customers. These workspaces can be fully personalized to ensure your most used items are always within easy reach. Placed exactly where you need it, your service counter will be an indispensable addition to your parts department.


Our products are customized to integrate into your unique environment and the space you have available. From corner workstations to counter cabinets, our scalable service counters offer the perfect blend of aesthetics and ergonomics, [see pages 114-115](#).



SPECIALIZED STORAGE

With our storage solutions, your parts are stored to make them easy to handle and completely secure. With racks available for any requirement, there's dedicated storage for every part: moldings, bumpers, exhaust pipes, tires, etc. Our specialists will also support you throughout the process, so you can take full advantage of everything our specialized storage has to offer.

By choosing our solutions, you ensure your parts department is optimally organized, and your inventory management is as efficient as possible, [see pages 104-107](#).



5S STORAGE

Rousseau's various storage solutions can be used to apply the Japanese 5S method. We have a range of products specially designed to optimize organization of your work area by assigning a specific place for each item. From hooks to tool holders to adhesive identification labels, everything has been designed to create a safe environment that facilitates inventory management and helps your staff to move around and work efficiently, [see pages 116-117](#).



MULTITEK CART

When parts are located far away from the service counter, the MultiTek Cart is your best friend. It offers a safe and secure way to rapidly transport parts of different sizes from A to B.

Built for heavy-duty tasks, the premium-quality MultiTek Cart is available in various dimensions and can be equipped with a range of accessories, which makes it incredibly versatile and perfectly adapted to automotive dealership environments. And by adding shelves with a 150lb. load capacity, you can transport more items in one go, saving you precious time and energy, [see page 112](#).



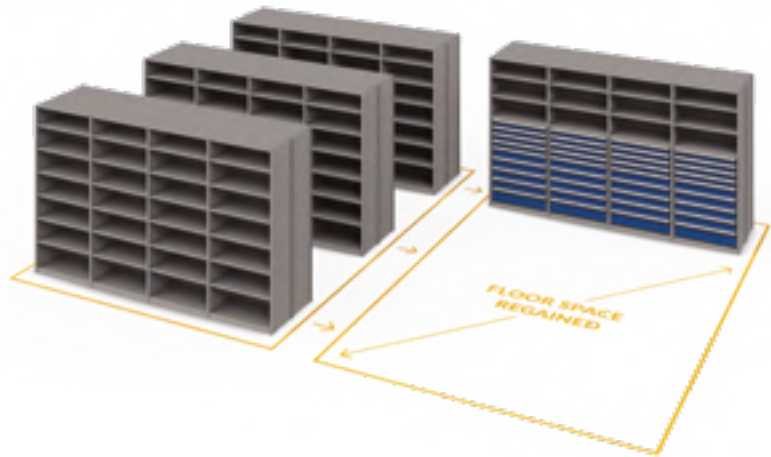

DRAWERS FOR SHELVING

By adding drawers to your shelving, you can recover 50% to 70% of your floor space. This can help you reduce the size of your parts department, leaving more room available for money-making departments like the service department or showroom. And with our drawer subdividing and labeling accessories, it's also much easier and quicker to locate the parts you need, saving you time and effort. Great savings that will surpass your expectations!

MAIN BENEFITS:

- More parts stored in the same space
- Less time spent searching for parts
- Less time spent by your mechanics waiting at the service counter
- More time for vehicle maintenance
- More time for your customers

Rousseau drawers add value to your existing equipment. They can be installed in more than 35 brands of shelving on the market, [see page 98](#).

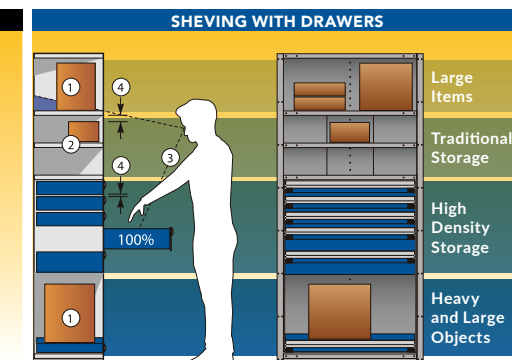
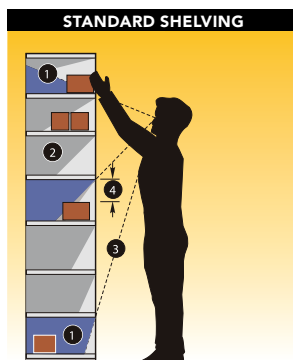


CURRENT SITUATION

- 1 Top and bottom shelves are not properly filled and hard to access
- 2 Backs of shelves are poorly lit
- 3 Shelves obstruct line of sight for stored items
- 4 Huge amount of unused space between shelves

RESULT

An inefficient system that makes finding items and managing inventory a laborious task



OUR RECOMMENDATIONS

- 1 Widely spaced shelves for storage of larger items
- 2 Close-set shelves positioned at eye level
- 3 Drawers that open to full extension for easily locating objects
- 4 Optimized use of space based on the size of stored items

RESULT

An organized and efficient storage system that enables easier inventory management

SMALL AND MEDIUM-SIZED PARTS STORAGE

MUCH MORE THAN A SIMPLE SHELVING UNIT



Our Spider® Shelving system is perfect for day-to-day parts, special orders and parts you need to keep in stock for warranties. It's the most versatile and complete solution of its type on the market! Thanks to its unique design, it is extremely easy to configure and add accessories.

- The only system that allows you to alternate shelves (medium-sized parts) and steel decking (large parts)
- Our common post reduces the number of posts needed by 25%, leaving more space for storage
- When planning tomorrow's needs today, make Spider® Shelving the heart of your multi-level shelving system, [see pages 110-111](#)



SHELVING FOR MEDIUM-SIZED PARTS

- Add drawers to combine storage of small and large items, [see page 98](#)
- BOX shelves are adjustable in 1" increments c/c



SRP0142



SRP0144

| W×D×H | NO. OF SHELVES | OPEN | CLOSED |
|-------------|----------------|---------|---------|
| 36"×18"×75" | 7 | SRP0101 | SRP0103 |
| 36"×24"×75" | 7 | SRP0102 | SRP0104 |
| 36"×18"×87" | 8 | SRP0111 | SRP0113 |
| 36"×24"×87" | 8 | SRP0112 | SRP0114 |
| 36"×18"×99" | 9 | SRP0121 | SRP0123 |
| 36"×24"×99" | 9 | SRP0122 | SRP0124 |
| 48"×18"×75" | 7 | SRP0131 | SRP0133 |
| 48"×24"×75" | 7 | SRP0132 | SRP0134 |
| 48"×18"×87" | 8 | SRP0141 | SRP0143 |
| 48"×24"×87" | 8 | SRP0142 | SRP0144 |
| 48"×18"×99" | 9 | SRP0151 | SRP0153 |
| 48"×24"×99" | 9 | SRP0152 | SRP0154 |

SHELVING WITH SLOPED SHELVES

- The 15-degree angle provides excellent visibility of stored items and is ideal for gravity flow storage
- Includes a heavy-duty front edge to keep stored items in place
- Sloped shelves and non-sloped SH20 BOX shelves can be combined in the same unit



Open
SRE1T-EE750501



Closed
SRE2T-EE750501



Fifo
SRK1F-EE750501

| W×D×H | NO. OF SHELVES | OPEN | CLOSED | FIFO |
|-------------|----------------|----------------|----------------|----------------|
| 36"×18"×75" | 5 | SRE1T-EC750501 | SRE2T-EC750501 | SRK1F-EC750501 |
| 36"×24"×75" | 5 | SRE1T-EE750501 | SRE2T-EE750501 | SRK1F-EE750501 |
| 36"×18"×87" | 6 | SRE1T-EC870601 | SRE2T-EC870601 | SRK1F-EC870601 |
| 36"×24"×87" | 6 | SRE1T-EE870601 | SRE2T-EE870601 | SRK1F-EE870601 |
| 36"×18"×99" | 6 | SRE1T-EC990601 | SRE2T-EC990601 | SRK1F-EC990601 |
| 36"×24"×99" | 6 | SRE1T-EE990601 | SRE2T-EE990601 | SRK1F-EE990601 |
| 48"×18"×75" | 5 | SRE1T-HC750501 | SRE2T-HC750501 | SRK1F-HC750501 |
| 48"×24"×75" | 5 | SRE1T-HE750501 | SRE2T-HE750501 | SRK1F-HE750501 |
| 48"×18"×87" | 6 | SRE1T-HC870601 | SRE2T-HC870601 | SRK1F-HC870601 |
| 48"×24"×87" | 6 | SRE1T-HE870601 | SRE2T-HE870601 | SRK1F-HE870601 |
| 48"×18"×99" | 6 | SRE1T-HC990601 | SRE2T-HC990601 | SRK1F-HC990601 |
| 48"×24"×99" | 6 | SRE1T-HE990601 | SRE2T-HE990601 | SRK1F-HE990601 |

SMALL AND MEDIUM-SIZED PARTS STORAGE

SHELVING WITH DRAWERS



10 DRAWERS

| W×D | HEIGHT/NO. OF USABLE SHELVES | | | NO. OF COMPART. | |
|---------|------------------------------|---------------|---------------|-----------------|------------|
| | 75" / 3 | 87" / 4 | 99" / 5 | Total | Per Drawer |
| 36"×18" | R5SEC-754851_ | R5SEC-874851_ | R5SEC-994851_ | 200 | 20 |
| 36"×24" | R5SEE-754851_ | R5SEE-874851_ | R5SEE-994851_ | 250 | 25 |
| 48"×18" | R5SHC-754851_ | R5SHC-874851_ | R5SHC-994851_ | 240 | 24 |
| 48"×24" | R5SHE-754851_ | R5SHE-874851_ | R5SHE-994851_ | 300 | 30 |


NOTE: To order an add-on unit, add **A** to the product number.



**8 DRAWERS,
1 ROLL-OUT SHELF**

| W×D | HEIGHT/NO. OF USABLE SHELVES | | | NO. OF COMPART. | |
|---------|------------------------------|---------------|---------------|-----------------|------------|
| | 75" / 3 | 87" / 4 | 99" / 5 | Total | Per Drawer |
| 36"×18" | R5SEC-754857_ | R5SEC-874857_ | R5SEC-994857_ | 160 | 20 |
| 36"×24" | R5SEE-754857_ | R5SEE-874857_ | R5SEE-994857_ | 200 | 25 |
| 48"×18" | R5SHC-754857_ | R5SHC-874857_ | R5SHC-994857_ | 192 | 24 |
| 48"×24" | R5SHE-754857_ | R5SHE-874857_ | R5SHE-994857_ | 240 | 30 |

NOTE: To order an add-on unit, add **A** to the product number.



9 DRAWERS

| W×D | HEIGHT/NO. OF USABLE SHELVES | | | NO. OF COMPART. | |
|---------|------------------------------|---------------|---------------|-----------------|------------|
| | 75" / 3 | 87" / 4 | 99" / 5 | Total | Per Drawer |
| 36"×18" | R5SEC-754853_ | R5SEC-874853_ | R5SEC-994853_ | 180 | 20 |
| 36"×24" | R5SEE-754853_ | R5SEE-874853_ | R5SEE-994853_ | 225 | 25 |
| 48"×18" | R5SHC-754853_ | R5SHC-874853_ | R5SHC-994853_ | 216 | 24 |
| 48"×24" | R5SHE-754853_ | R5SHE-874853_ | R5SHE-994853_ | 270 | 30 |

NOTE: To order an add-on unit, add **A** to the product number.



**7 DRAWERS,
1 ROLL-OUT SHELF**

| W×D | HEIGHT/NO. OF USABLE SHELVES | | | NO. OF COMPART. | |
|---------|------------------------------|---------------|---------------|-----------------|------------|
| | 75" / 3 | 87" / 4 | 99" / 5 | Total | Per Drawer |
| 36"×18" | R5SEC-754855_ | R5SEC-874855_ | R5SEC-994855_ | 140 | 20 |
| 36"×24" | R5SEE-754855_ | R5SEE-874855_ | R5SEE-994855_ | 175 | 25 |
| 48"×18" | R5SHC-754855_ | R5SHC-874855_ | R5SHC-994855_ | 168 | 24 |
| 48"×24" | R5SHE-754855_ | R5SHE-874855_ | R5SHE-994855_ | 210 | 30 |

NOTE: To order an add-on unit, add **A** to the product number.



42"W shelving with drawers is also available. Contact us for more information.
Shelving with drawers must be anchored to the floor.

SMALL AND MEDIUM-SIZED PARTS STORAGE

BANKS OF DRAWERS FOR SHELVING

Rousseau drawers can be installed in over 35 shelving brands available on the market. You can therefore keep your existing installations and still make significant space saving gains.



4 DRAWERS - 18" H

| PRODUCT NO. | W x D | NO. OF COMPART. |
|-------------|-----------|-----------------|
| R5LEC-1801 | 36" x 18" | 80 |
| R5LEE-1801 | 36" x 24" | 102 |
| R5LGC-1801 | 42" x 18" | 66 |
| R5LGE-1801 | 42" x 24" | 102 |
| R5LHC-1801 | 48" x 18" | 106 |
| R5LHE-1801 | 48" x 24" | 135 |

4"
4"
4"
6"



5 DRAWERS - 24" H

| PRODUCT NO. | W x D | NO. OF COMPART. |
|-------------|-----------|-----------------|
| R5LEC-2401 | 36" x 18" | 88 |
| R5LEE-2401 | 36" x 24" | 114 |
| R5LGC-2401 | 42" x 18" | 78 |
| R5LGE-2401 | 42" x 24" | 114 |
| R5LHC-2401 | 48" x 18" | 116 |
| R5LHE-2401 | 48" x 24" | 150 |

4"
4"
4"
6"
6"



7 DRAWERS - 36" H

| PRODUCT NO. | W x D | NO. OF COMPART. |
|-------------|-----------|-----------------|
| R5LEC-3601 | 36" x 18" | 104 |
| R5LEE-3601 | 36" x 24" | 138 |
| R5LGC-3601 | 42" x 18" | 102 |
| R5LGE-3601 | 42" x 24" | 138 |
| R5LHC-3601 | 48" x 18" | 136 |
| R5LHE-3601 | 48" x 24" | 180 |

4"
4"
4"
6"
6"
6"
6"



7 DRAWERS - 36" H

| PRODUCT NO. | W x D | NO. OF COMPART. |
|-------------|-----------|-----------------|
| R5LEC-3603 | 36" x 18" | 120 |
| R5LEE-3603 | 36" x 24" | 156 |
| R5LGC-3603 | 42" x 18" | 108 |
| R5LGE-3603 | 42" x 24" | 156 |
| R5LHC-3603 | 48" x 18" | 158 |
| R5LHE-3603 | 48" x 24" | 205 |

4"
4"
4"
4"
6"
6"
8"



8 DRAWERS - 48" H

| PRODUCT NO. | W x D | NO. OF COMPART. |
|-------------|-----------|-----------------|
| R5LEC-4801 | 36" x 18" | 64 |
| R5LEE-4801 | 36" x 24" | 96 |
| R5LGC-4801 | 42" x 18" | 96 |
| R5LGE-4801 | 42" x 24" | 96 |
| R5LHC-4801 | 48" x 18" | 80 |
| R5LHE-4801 | 48" x 24" | 120 |

6"
6"
6"
6"
6"
6"
6"
6"



**7 DRAWERS,
1 ROLL-OUT SHELF - 48" H**

| PRODUCT NO. | W x D | NO. OF COMPART. |
|-------------|-----------|-----------------|
| R5LEC-4809 | 36" x 18" | 136 |
| R5LEE-4809 | 36" x 24" | 174 |
| R5LGC-4809 | 42" x 18" | 114 |
| R5LGE-4809 | 42" x 24" | 174 |
| R5LHC-4809 | 48" x 18" | 180 |
| R5LHE-4809 | 48" x 24" | 230 |

3"
3"
4"
4"
6"
6"



Shelving units must be ordered separately.
Shelving with drawers must be anchored to the floor.

SMALL AND MEDIUM-SIZED PARTS STORAGE

CABINETS WITH DRAWERS



DO YOU NEED MAXIMUM FLEXIBILITY?

Are you constantly rearranging your parts department or planning a remodel in the future? No problem! Choose a solution that makes the job easier: cabinets with drawers. With our selection of forklift bases, you can rest assured that moving them is fast, efficient and safe.

STACKING CABINETS




- Stacking cabinets allow you to add storage for medium-sized parts above your small parts storage
- Includes one adjustable shelf (adjustable in 1" increments c/c) and one bottom shelf
- Available with or without door (lock included on every door)

| W×D×H | WITHOUT DOOR | WITH DOUBLE INTEGRATED DOORS |
|-------------|--------------|------------------------------|
| 36"×18"×24" | R5HEC-2400 | R5HEC-2403 |
| 36"×18"×30" | R5HEC-3000 | R5HEC-3003 |
| 36"×24"×24" | R5HEE-2400 | R5HEE-2403 |
| 36"×24"×30" | R5HEE-3000 | R5HEE-3003 |
| 48"×24"×24" | R5HHE-2400 | R5HHE-2403 |
| 48"×24"×30" | R5HHE-3000 | R5HHE-3003 |
| 48"×27"×24" | R5HHG-2400 | R5HHG-2403 |
| 48"×27"×30" | R5HHG-3000 | R5HHG-3003 |


CABINETS WITH DRAWERS

8 DRAWERS




| W×D×H | PRODUCT NO. | NO. OF COMPARTMENTS |
|-------------|-------------|---------------------|
| 36"×18"×60" | R5AEC-5835 | 64 |
| 36"×24"×60" | R5AEE-5835 | 96 |
| 48"×24"×60" | R5AHE-5815 | 120 |
| 48"×27"×60" | R5AHG-5815 | 120 |

10 DRAWERS



| W×D | PRODUCT NO. | NO. OF COMPARTMENTS |
|-------------|-------------|---------------------|
| 36"×18"×60" | R5AEC-5837 | 160 |
| 36"×24"×60" | R5AEE-5837 | 210 |
| 48"×24"×60" | R5AHE-5817 | 275 |
| 48"×27"×60" | R5AHG-5817 | 235 |

11 DRAWERS



| W×D×H | PRODUCT NO. | NO. OF COMPARTMENTS |
|-------------|-------------|---------------------|
| 36"×18"×60" | R5AEC-5839 | 216 |
| 36"×24"×60" | R5AEE-5839 | 276 |
| 48"×24"×60" | R5AHE-5819 | 365 |
| 48"×27"×60" | R5AHG-5819 | 301 |

NOTES: Other dimensions available. Please contact us.
Lock included on each cabinet.



SMALL AND MEDIUM-SIZED PARTS STORAGE

SHELVING ACCESSORIES



With our shelving accessories, you can make use of all available space while resolving your storage challenges. The unique shape of the Spider® post is a Rousseau Metal Inc. trademark.

Cut back on wasted time and materials. Each item is stored in its proper place, clearly labeled and easy to locate. See pages 116-117 for a range of Rousseau accessories that help you integrate the 5S methodology into the storage solution of your dealership's parts department.


UTILITY PANELS FEATURES



- Compatible with light-duty and heavy-duty hooks (WM9F/WM9G/WM9H/WM9J/WM9A and WM9B)
- Compatible with plastic bin rails (WM9C), can holders (WM9D), tool holders (WM9L/WM9N/WM9M/WM9Q) and tiltable shelves (WM21)
- The holes are spaced 1" apart c/c, which provides many options for hook placement



FULL HEIGHT UTILITY PANEL




- With the side utility panel you can make the most of unused space at the end of aisles.

| PRODUCT NO. | D×H |
|-------------|---------|
| SH69-1875 | 18"×75" |
| SH69-1887 | 18"×87" |
| SH69-2475 | 24"×75" |
| SH69-2487 | 24"×87" |



BACK UTILITY PANEL



- Use the space on the back of shelving units with this panel.
- Two versions available: retrofit (SR79) or structural (SH79)

| PRODUCT NO. | W×H |
|-------------|---------|
| S_79-3639 | 36"×39" |
| S_79-3651 | 36"×51" |
| S_79-4839 | 48"×39" |
| S_79-4851 | 48"×51" |

FINISHING PANEL



- Finishing panel for end-of-aisle shelving units
- Quick and easy hook-on assembly
- Creates a neater appearance
- Compatible with certain multi-level shelving applications. Contact Customer Service for more information

| PRODUCT NO. | HEIGHT |
|-------------|--------|
| SH37-__075 | 75" |
| SH37-__087 | 87" |

NOTE: Add R to the product number for retrofit or H for structural.

NOTE: Complete the product number with the depth required: 18" or 24".

SMALL AND MEDIUM-SIZED PARTS STORAGE

BACK OR SIDE PLASTIC BIN PANEL



- Make the most of the space available on the sides or inside of your shelving to store small parts close by
- Compatible with RG20 plastic bins and all brands of plastic bins with hanging lip on the market

| PRODUCT NO. | TYPE | W x H |
|-------------|------|-----------|
| SH65-3614 | Back | 36" x 14" |
| SH65-3620 | Back | 36" x 20" |
| SH65-3632 | Back | 36" x 32" |
| SH65-4814 | Back | 48" x 14" |
| SH65-4820 | Back | 48" x 20" |
| SH65-4832 | Back | 48" x 32" |

| PRODUCT NO. | TYPE | D x H |
|-------------|------|-----------|
| SH66-1814 | Side | 18" x 14" |
| SH66-1820 | Side | 18" x 20" |
| SH66-1832 | Side | 18" x 32" |
| SH66-2414 | Side | 24" x 14" |
| SH66-2420 | Side | 24" x 20" |
| SH66-2432 | Side | 24" x 32" |

BACK OR SIDE UTILITY PANEL




- Make the most of the space available on the sides or inside of your shelving to store frequently used parts and tools close by

| PRODUCT NO. | TYPE | W x H |
|-------------|------|-----------|
| SH67-3614 | Back | 36" x 14" |
| SH67-3620 | Back | 36" x 20" |
| SH67-3632 | Back | 36" x 32" |
| SH67-4814 | Back | 48" x 14" |
| SH67-4820 | Back | 48" x 20" |
| SH67-4832 | Back | 48" x 32" |

| PRODUCT NO. | TYPE | D x H |
|-------------|------|-----------|
| SH68-1814 | Side | 18" x 14" |
| SH68-1820 | Side | 18" x 20" |
| SH68-1832 | Side | 18" x 32" |
| SH68-2414 | Side | 24" x 14" |
| SH68-2420 | Side | 24" x 20" |
| SH68-2432 | Side | 24" x 32" |

SLIDING UTILITY PANEL



- For storing a wide range of items: tools, straps, cables, pipes, gaskets, etc.
- Load capacity: 300lb. per panel (evenly distributed)
- Refer to technical guide S84 for spacing between panels
- Compatible with open and closed shelving
- A SH76 Sliding Panel Support is required. Order based on the shelving width: Add 30", 36", 42" or 48" to the product number
- Optional handles (SB92)

| PRODUCT NO. | D x H |
|-------------|---------------|
| SH77-1863 | 18" x 63" |
| SH77-2463 | 24" x 63" |
| SH77-1875 | 18" x 75" |
| SH77-2475 | 24" x 75" |
| SH77-1887 | 18" x 87" |
| SH77-2487 | 24" x 87" |
| SH76-__ | Panel support |
| SB92-01 | Handles |



The panel support must be anchored to the ground to ensure stability

LED LIGHT FOR SPIDER® SHELVING



- Brightens shaded areas under shelves
- Can be installed under shelves
- Brighter and more energy efficient than a fluorescent tube

| PRODUCT NO. | FOR |
|-------------|----------------------|
| SH95-01 | 30"W or 36"W shelves |
| SH95-02 | 42"W or 48"W shelves |

SHELF DIVIDER



- Shelf dividers are used to subdivide shelves and support stored items
- Tool-free installation and easily reconfigured

| PRODUCT NO. | TYPE | D x H |
|-------------|-----------------|---------------------------|
| SH50-1809 | Full height | 18" x 9" |
| SH50-1815 | Full height | 18" x 15" |
| SH50-2409 | Full height | 24" x 9" |
| SH50-2415 | Full height | 24" x 15" |
| SH52-1806 | Partial divider | 13 1/2"D for 18"D shelves |
| SH52-2406 | Partial divider | 19 1/2"D for 24"D shelves |

SPOOL HOLDER



- Designed so the bar can be pivoted to help with changing spools.
- Each bar has a 50lb. load capacity and a diameter of 3/4" (compatible with most spools on the market)

| PRODUCT NO. | NO. OF RAILS | W x D |
|--------------|--------------|-----------|
| SH72-3618-01 | 1 | 36" x 18" |
| SH72-3618-02 | 2 | 36" x 18" |
| SH72-3624-01 | 1 | 36" x 24" |
| SH72-3624-02 | 2 | 36" x 24" |
| SH72-4818-01 | 1 | 48" x 18" |
| SH72-4818-02 | 2 | 48" x 18" |
| SH72-4824-01 | 1 | 48" x 24" |
| SH72-4824-02 | 2 | 48" x 24" |

SMALL AND MEDIUM-SIZED PARTS STORAGE

LEVELING GLIDE KIT




- Adjusts the height of Spider® Shelving units from 1¼" to 2½" on uneven surfaces
- Load capacity: maximum 750lb. per glide
- Restrictions:
 - Only compatible with 99"H shelving or shorter
 - Only compatible with SR uprights and posts
 - Not compatible with modular drawers (RF32/RF36), roll-out shelves (RF41/RF45), SH28 bases, or SH uprights and posts
- Sold in pairs

PRODUCT NO.

SR49-01

FLIPPER DOOR FOR SPIDER® SHELVING



- Ideal for safe storage of small amounts of equipment and confidential files
- 14"H door for folder storage
- 16"H door for binder storage

| PRODUCT NO. | W x D |
|-------------|-----------|
| SH85-3618_ | 36" x 18" |
| SH85-3624_ | 36" x 24" |
| SH85-4818_ | 48" x 18" |
| SH85-4824_ | 48" x 24" |

NOTES: Complete the product number with the height required: 14", 16", 17" or 18".

Complete L3 for a standard lock, L50 for an electronic lock or L100 for a smart lock.

LABEL HOLDER FOR SHELF



- Self-adhesive and magnetic versions are available. The wide surface makes it adhere well to the shelf.



| PRODUCT NO. | TYPE | W x H |
|-------------|----------------------------|----------|
| SH82-600 | Magnetic Label Holder | 6" x 1" |
| SH81-36 | Self-Adhesive Label Holder | 36" x 1" |
| SH81-48 | Self-Adhesive Label Holder | 48" x 1" |

NOTE: Labels (RG53) are available in packs of 200.

MOBILE SHELVING



- Preconfigured models include open shelving uprights, braces, BOX shelves, a mobile base for Spider® shelving and four 4" casters (2 swivel casters with total-lock brake system and 2 rigid casters)
- Load capacity: 1000lb. per base
- All preconfigured models are quick and easy to assemble and can be disassembled when not in use

| W x D x H | OPEN |
|-----------------|----------|
| 36" x 18" x 63" | SRE4001M |
| 36" x 24" x 63" | SRE4002M |
| 36" x 24" x 75" | SRE4003M |
| 48" x 18" x 63" | SRE4007M |
| 48" x 24" x 63" | SRE4008M |
| 48" x 24" x 75" | SRE4009M |

NOTE: Preconfigured models have six usable shelves.



SMALL AND MEDIUM-SIZED PARTS STORAGE

SOLID DOORS WITH FRAME



SRE3205

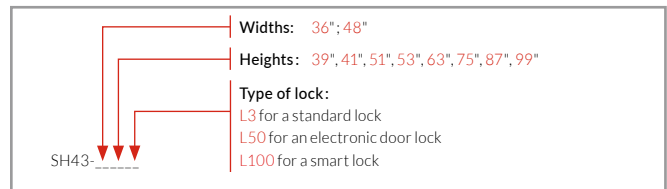
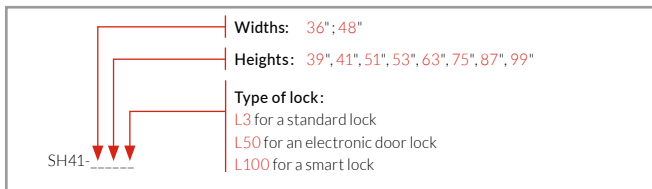
- Designed for shelving with or without drawers, Rousseau doors store equipment safely and protect it from dirt
- Ideal for expensive parts, such as car radios
- Doors open 180° with a locking mechanism integrated into the handle

POLYCARBONATE DOORS WITH FRAME



SRE3204

- Designed for shelving with or without drawers, Rousseau doors store equipment safely and protect it from dirt
- Ideal for expensive parts, such as promotional items
- Polycarbonate panels ensure contents are visible
- Excellent impact resistance
- Doors open 180° with a locking mechanism integrated into the handle



STACKED SOLID DOORS WITH FRAME



R5SEE-871813

- These doors install in the top part of Spider® Shelving over a bank of drawers without obstructing them
- Ideal for storage and keeping work areas tidy
- Ideal for storing expensive parts or slow-moving inventory
- Doors open fully on 180° hinges, allowing shelving contents to be visible and easily accessible
- The sturdy handle includes a lock
- See technical guide S64 for all available dimensions

STACKED POLYCARBONATE DOORS WITH FRAME




R5SEE-871815

- These doors install in the top part of Spider® Shelving over a bank of drawers without obstructing them
- Ideal for storage and keeping work areas tidy
- The polycarbonate panels ensure shelving contents are visible and have excellent impact resistance
- Ideal for storing expensive parts or slow-moving inventory
- Doors open fully on 180° hinges, allowing shelving contents to be visible and easily accessible
- The sturdy handle includes a lock
- See technical guide S64 for all available dimensions



Refer to technical guide S64 Spider® Shelving Doors - Layouts and Dimensions for recommended configurations and all possible combinations.

DISTINCTIVE FEATURES



Door opens by turning handle to the left or right.



Door closes with a simple push.



L50 Electronic Lock and L100 Smart Lock: easier management of door access permissions.



R5SEE-871807




R5SEE-871811

SPECIALIZED STORAGE

A SOLUTION FOR EVERY NEED



What's the best way to store mufflers, bumpers, bodywork parts, batteries, tires and other items with unique shapes and sizes? The solution is simple: Rousseau specialized storage racks. These racks are the perfect way to make your parts department both efficient and tidy.

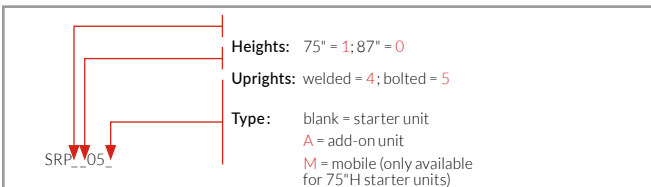


HANGING RACK FOR ASSORTED PARTS



SRP0404

- These racks are ideal for hanging exhaust pipes and any other item
- Available with one or two rails and includes hooks
- Three steel decking levels for storing large parts
- Extra hook (SR63-02)



| W x D | NO. OF RAILS (HOOKS) | PRODUCT NO. |
|-----------|----------------------|-------------|
| 60" x 36" | 1 (15) | SRP_05_ |
| 60" x 36" | 2 (30) | SRP_06_ |
| 72" x 36" | 1 (15) | SRP_03_ |
| 72" x 36" | 2 (30) | SRP_04_ |
| 96" x 36" | 1 (25) | SRP_07_ |
| 96" x 36" | 2 (45) | SRP_08_ |

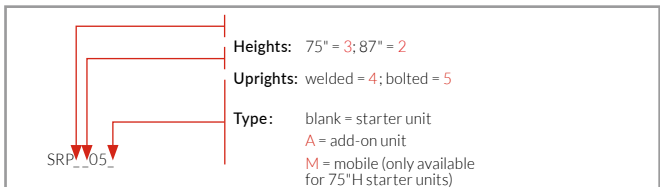
NOTE: The mobile version offers a capacity of 1000 lbs per base

DOUBLE HANGING RACK FOR ASSORTED PARTS



SRP2404

- Easily find what you are looking for!
- This two-level hanging rack can be used to store many items of different shapes and sizes
- Available with two or four rails and includes hooks
- Three steel decking levels for storing large parts
- Extra hook (SR63-02)



| W x D | NO. OF RAILS (HOOKS) | PRODUCT NO. |
|-----------|----------------------|-------------|
| 60" x 36" | 2 (30) | SRP_05_ |
| 60" x 36" | 4 (60) | SRP_06_ |
| 72" x 36" | 2 (30) | SRP_03_ |
| 72" x 36" | 4 (60) | SRP_04_ |
| 96" x 36" | 2 (50) | SRP_07_ |
| 96" x 36" | 4 (90) | SRP_08_ |

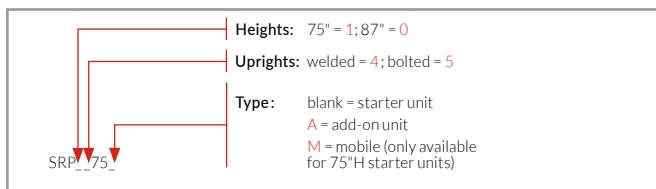
NOTE: The mobile version offers a capacity of 1000 lbs per base

SINGLE MAT RACK



SRP0473

- Designed for hanging mats on one level
- Available with one or two rails
- Three steel decking levels for storing large parts



| W×D | NO. OF RAILS | PRODUCT NO. |
|---------|--------------|-------------|
| 60"×36" | 1 | SRP_75_ |
| 60"×36" | 2 | SRP_76_ |
| 72"×36" | 1 | SRP_73_ |
| 72"×36" | 2 | SRP_74_ |
| 96"×36" | 1 | SRP_77_ |
| 96"×36" | 2 | SRP_78_ |

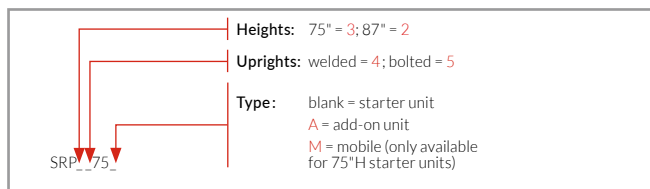
NOTE: The mobile version offers a capacity of 1000 lbs per base.

DOUBLE MAT RACK



SRP2473

- Designed for hanging mats on two levels
- Available with two or four rails
- Three steel decking levels for storing large parts



| W×D | NO. OF RAILS | PRODUCT NO. |
|---------|--------------|-------------|
| 60"×36" | 2 | SRP_75_ |
| 60"×36" | 4 | SRP_76_ |
| 72"×36" | 2 | SRP_73_ |
| 72"×36" | 4 | SRP_74_ |
| 96"×36" | 2 | SRP_77_ |
| 96"×36" | 4 | SRP_78_ |

NOTE: The mobile version offers a capacity of 1000 lbs per base.

BUMPER AND PIPE RACK



SRP0420

- For storage of pipes and bumpers with space on top for other items
- Includes dividers to separate parts resting on the bottom of the unit
- The divider can be adjusted laterally without tools
- Extra single divider (SR61-2401)



| W×D×H | NO. OF DIVIDERS | PRODUCT NO. |
|-------------|-----------------|-------------|
| 60"×36"×75" | 4 | SRP1421_ |
| 60"×48"×75" | 4 | SRP2421_ |
| 60"×36"×87" | 4 | SRP0421_ |
| 60"×48"×87" | 4 | SRP3421_ |
| 72"×36"×75" | 4 | SRP1420_ |
| 72"×48"×75" | 4 | SRP2420_ |
| 72"×36"×87" | 4 | SRP0420_ |
| 72"×48"×87" | 4 | SRP3420_ |
| 96"×36"×75" | 6 | SRP1422_ |
| 96"×48"×75" | 6 | SRP2422_ |
| 96"×36"×87" | 6 | SRP0422_ |
| 96"×48"×87" | 6 | SRP3422_ |

NOTES: Mobile version only available for 75"H starter units.

For an add-on unit, add **A** to the product number. For a mobile rack, add **M** to the product number.

The mobile version offers a capacity of 1000 lbs per base.

SHEET METAL RACK



SRP0430

- Supports parts and boxes stored vertically in the unit
- The divider can be adjusted laterally without tools
- Extra double divider (SR60-2415)



| W×D×H | NO. OF DIVIDERS | PRODUCT NO. |
|-------------|-----------------|-------------|
| 60"×36"×75" | 2 | SRP1431_ |
| 60"×48"×75" | 2 | SRP2431_ |
| 60"×36"×87" | 2 | SRP0431_ |
| 60"×48"×87" | 2 | SRP3431_ |
| 72"×36"×75" | 2 | SRP1430_ |
| 72"×48"×75" | 2 | SRP2430_ |
| 72"×36"×87" | 2 | SRP0430_ |
| 72"×48"×87" | 2 | SRP3430_ |
| 96"×36"×75" | 3 | SRP1432_ |
| 96"×48"×75" | 3 | SRP2432_ |
| 96"×36"×87" | 3 | SRP0432_ |
| 96"×48"×87" | 3 | SRP3432_ |

NOTES: Mobile version only available for 75"H starter units.

For an add-on unit, add **A** to the product number. For a mobile rack, add **M** to the product number.

The mobile version offers a capacity of 1000 lbs per base.

SPECIALIZED STORAGE

WINDSHIELD RACK



SRP0481

- This rack provides secure storage for windshields and includes dividing rods.
- Includes a steel shelf at the top for extra storage space
- Includes stainless steel dividing rods

| W×D×H | NO. OF USABLE SPACES | PRODUCT NO. |
|-------------|----------------------|-------------|
| 72"×48"×87" | 7 | SRP0481_ |
| 96"×48"×87" | 7 | SRP0480_ |

NOTE: To order an add-on unit, add **A** to the product number.

MOLDING RACK



SRP0410

- The dividing rods are designed to provide efficient storage for most molding sizes available.
- Includes stainless steel dividing rods

| W×D×H | NO. OF SPACES | NO. OF SHELVES | PRODUCT NO. |
|-------------|---------------|----------------|-------------|
| 36"×48"×75" | 54 | 9 | SRP0413_ |
| 36"×48"×87" | 66 | 11 | SRP0411_ |
| 48"×48"×75" | 72 | 9 | SRP0412_ |
| 48"×48"×87" | 88 | 11 | SRP0410_ |

NOTE: To order an add-on unit, add **A** to the product number.

DOUBLE BUMPER RACK



WMA3510

- Double racks can hold up to 12 bumpers. Several models are available, including stationary and mobile versions.
- The support arms are easily reconfigured, removed and stored as needed without tools

| W×D×H | VERSION | PRODUCT NO. |
|-----------------|--|-------------|
| 45"×42"×85 1/2" | Standard version | WMA3510 |
| 45"×42"×87" | With leveling glide kit | WMA3511 |
| 45"×42"×91" | With 4" casters: 2 rigid and 2 swivel with total-lock brake | WMA3512 |
| 45"×42"×91" | With 4" casters: 2 swivel and 2 swivel with total-lock brake | WMA3513 |

HOOD RACK



SRP0450

- This rack is designed to hold heavy boxes. There is no bottom shelf so heavy items can slide in without being lifted.
- Includes two steel shelves at the top for extra storage space

| W×D×H | PRODUCT NO. |
|-------------|-------------|
| 48"×48"×75" | SRP2450_ |
| 48"×48"×87" | SRP0450_ |
| 60"×48"×75" | SRP2451_ |
| 60"×48"×87" | SRP0451_ |



To order an add-on unit, add **A** to the product number. Hood racks must be anchored to the floor (anchoring kit included).

HIGH-DENSITY MAT RACK



- This unit stores a large number of mats and includes dividing rods.
- Includes three steel shelves for storing mats vertically
- Includes one steel shelf at the top for extra storage space
- Includes stainless steel dividing rods

| W×D×H | PRODUCT NO. |
|-------------|-------------|
| 60"×36"×87" | SRP0482_ |

NOTE: To order an add-on unit, add **A** to the product number.

WALL-MOUNTED BUMPER RACK



- Wall-mounted racks can hold up to six bumpers.
- The support arms are easily reconfigured, removed and stored as needed without tools
- Load capacity: 300lb. (if wall and wall anchoring are of sufficient strength)

| W×D×H | PRODUCT NO. |
|-------------|-------------|
| 45"×23"×72" | WMP1000 |

TIRE RACK



SRP0442

- With Rousseau tire racks, you can efficiently store, quickly identify and easily access all your tires.
- The angled beams provide excellent support for your tires
- The rack can also be used to store rims and wheels
- The single row version includes a wall spacer, while the double row version includes a unit spacer

| W×D×H | VERSION | PRODUCT NO. |
|-------------|---------|-------------|
| 60"×15"×87" | Single | SRP0443_ |
| 60"×48"×87" | Double | SRP0444_ |
| 72"×15"×87" | Single | SRP0441_ |
| 72"×48"×87" | Double | SRP0442_ |

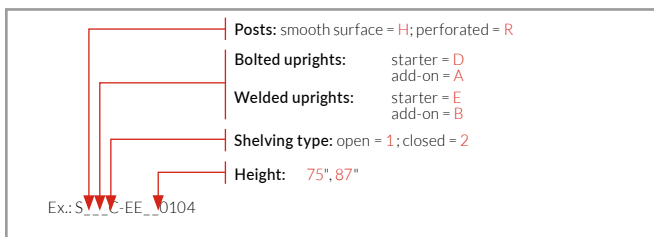
NOTE: To order an add-on unit, add **A** to the product number.
The mobile version offers a capacity of 1000 lbs per base.

SLIDING PANEL SYSTEM



SHE1C-EE870103

- For storing a wide range of items: tools, straps, cables, pipes, gaskets, etc.
- Load capacity: 300lb. per panel (evenly distributed)
- SB92 Handles included
- 5S accessories not included, see pages 116-117
- Refer to technical guide S84 for spacing between panels



| W×D | NUMBER OF PANELS | PRODUCT NO. |
|---------|------------------|--------------|
| 30"×18" | 2 | S__C-DC_0102 |
| 30"×24" | 2 | S__C-DE_0102 |
| 36"×18" | 3 | S__C-EC_0103 |
| 36"×24" | 3 | S__C-EE_0103 |
| 42"×18" | 4 | S__C-GC_0104 |
| 42"×24" | 4 | S__C-GE_0104 |
| 48"×18" | 5 | S__C-HC_0105 |
| 48"×24" | 5 | S__C-HE_0105 |



The panel support must be anchored to the ground to ensure stability

BATTERY RACK



SRP0490



- The battery shelves are sloped 10° for easier battery rotation (first in, first out)
- Slick black polyester paint helps the batteries to slide smoothly. The paint is also resistant to sulfuric acid
- Each level has a stop at the front and two guides on the sides to prevent batteries from falling accidentally
- The stopper plate makes it easier to grip batteries by creating more room for fingers. Adjustment possible to cater to batteries of different widths (motorcycle, car, heavy truck, etc.)
- 87"H models also include one steel decking level

| W×D×H | NO. OF SHELVES | PRODUCT NO. |
|-------------|----------------|-------------|
| 36"×36"×39" | 2 | SRP0494_ |
| 36"×36"×51" | 3 | SRP0495_ |
| 48"×36"×75" | 4 | SRP0490_ |
| 48"×48"×75" | 4 | SRP0491_ |
| 48"×36"×87" | 4 | SRP0492_ |
| 48"×48"×87" | 4 | SRP0493_ |

NOTE: For an add-on unit, add **A** to the product number. For a mobile rack, add **M** to the product number.
The mobile version offers a capacity of 3300 lbs per base.

KEY CUTTING STATION



- This unit makes cutting keys easy by ensuring everything is within easy reach.
- 1 roll-out shelf, 100% extension to accommodate the cutting machine
- 2 drawers (3"H) for storing keys and small parts
- 4 steel shelves for storing larger items

| W×D×H | PRODUCT NO. |
|-------------|--------------|
| 36"×24"×87" | R5SEE-871202 |

RECORD STORAGE SYSTEM



- Save between 10% and 15% of shelving space compared to similar products on the market.
- Designed to accommodate all popular sizes of record storage boxes
- Capacity: up to 80 boxes
- Shelving and Mini-Racking units are available in many dimensions. Contact our specialists for more information

LARGE PARTS STORAGE

MINI-RACKING FOR LARGE PARTS



SRP0286

Mini-Racking is designed for storing large and heavy parts. With a wide choice of dimensions and decks, you can configure the units to fully meet your specific requirements.

There are three options available: steel decking, wire-mesh decking and wood decking.

MINI-RACKING WITH CHOICE OF DECKING

STEEL

To order a unit with steel decking, add **S** to the product number.

SRB5127S SRE5127S

WIRE MESH

To order a unit with wire-mesh shelves, add **W** to the product number. Available for 48"W, 60"W, 72"W and 96"W units and 24"D, 36"D and 48"D.

SRB5127W SRE5127W

WOOD

To order a unit without decking (e.g., for use with wood decking), leave the product number as is.

SRB5127 SRE5127

HOW TO ORDER

When ordering, model numbers must be completed as follows:

| Uprights | Starter unit | Add-on unit |
|----------|--------------|-------------|
| Bolted | D | A |
| Welded | E | B |

e.g., SR_5001

Type: S = Steel decking
W = Wire-mesh decking
Blank = Without decking

e.g., SRD5001S

For a starter unit (48"W x 18"D x 75"H) with bolted uprights and steel decking

NOTES: Steel decking has a greater load capacity than wood.
Wire-mesh decking reduces fire risk.
Wood panels are not available from Rousseau.

| MINI-RACKING WITH MEDIUM-DUTY AND HEAVY-DUTY BEAMS | | | | | | | | | | |
|--|-----|----------|-----------------------|----------|------------------|----------|----------|-----------------------|----------|----------|
| MEDIUM-DUTY BEAMS | | | | | HEAVY-DUTY BEAMS | | | | | |
| DIMENSIONS | | | NO. OF DECKING LEVELS | | DIMENSIONS | | | NO. OF DECKING LEVELS | | |
| W | D | H | 3 | 4 | W | D | H | 3 | 4 | |
| 48" | 18" | 75" | SR_5001_ | SR_5021_ | 72" | 18" | 87" | SR_5151_ | SR_5171_ | |
| | 24" | | SR_5002_ | SR_5022_ | | 24" | | SR_5152_ | SR_5172_ | |
| | 36" | | SR_5003_ | SR_5023_ | | 36" | | SR_5153_ | SR_5173_ | |
| | 48" | SR_5004_ | SR_5024_ | 48" | | SR_5154_ | SR_5174_ | | | |
| | 18" | 87" | SR_5005_ | SR_5025_ | | 18" | 99" | SR_5155_ | SR_5175_ | |
| | 24" | | SR_5006_ | SR_5026_ | | 24" | | SR_5156_ | SR_5176_ | |
| | 36" | | SR_5007_ | SR_5027_ | | 36" | | SR_5157_ | SR_5177_ | |
| | 48" | SR_5008_ | SR_5028_ | 48" | | SR_5158_ | SR_5178_ | | | |
| | 60" | 18" | 75" | SR_5051_ | | SR_5071_ | 24" | 87" | - | SR_5180_ |
| | | 24" | | SR_5052_ | | SR_5072_ | 36" | | SR_5181_ | |
| | | 36" | | SR_5053_ | | SR_5073_ | 48" | | SR_5182_ | |
| | | 48" | SR_5054_ | SR_5074_ | | 18" | 96" | SR_5201_ | SR_5221_ | |
| 18" | | SR_5055_ | SR_5075_ | 24" | SR_5202_ | SR_5222_ | | | | |
| 24" | | SR_5056_ | SR_5076_ | 36" | SR_5203_ | SR_5223_ | | | | |
| 36" | | SR_5057_ | SR_5077_ | 48" | SR_5204_ | SR_5224_ | | | | |
| 48" | | SR_5058_ | SR_5078_ | 18" | SR_5205_ | SR_5225_ | | | | |
| 24" | | 87" | - | SR_5080_ | 24" | 99" | SR_5206_ | SR_5226_ | | |
| 36" | | | SR_5081_ | 36" | SR_5207_ | | SR_5227_ | | | |
| 48" | | | SR_5082_ | 48" | SR_5208_ | | SR_5228_ | | | |
| 72" | | 18" | 75" | SR_5101_ | SR_5121_ | 24" | 87" | - | SR_5230_ | |
| | 24" | SR_5102_ | | SR_5122_ | 36" | SR_5231_ | | | | |
| | 36" | SR_5103_ | | SR_5123_ | 48" | SR_5232_ | | | | |
| | 48" | SR_5104_ | SR_5124_ | 18" | 96" | SR_5209_ | SR_5229_ | | | |
| | 18" | SR_5105_ | SR_5125_ | 24" | | SR_5210_ | SR_5230_ | | | |
| | 24" | SR_5106_ | SR_5126_ | 36" | | SR_5211_ | SR_5231_ | | | |
| | 36" | SR_5107_ | SR_5127_ | 48" | SR_5108_ | SR_5128_ | | | | |
| | 48" | SR_5108_ | SR_5128_ | 24" | 99" | - | SR_5130_ | | | |
| | 24" | - | SR_5130_ | 36" | | SR_5131_ | | | | |
| | 36" | - | SR_5131_ | 48" | | SR_5132_ | | | | |
| | 48" | - | SR_5132_ | | | | | | | |

NOTE: * Mini-Racking units in these sizes can be joined to back-to-back shelving units of the same depth.

LARGE PARTS STORAGE

MOBILE MINI-RACKING FOR LARGE PARTS



Mobile Mini-Racking is designed to moving parts, tools, and other large and heavy items. There are three options available: steel decking, wire-mesh decking and no decking.

- The preconfigured models in this section include a mobile base for Mini Racking and four 4" casters, including two swivel casters with total-lock brakes and two rigid casters
- Models with a 36"D or 48"D base include a mobile Mini-Racking handle
- Load capacity: 1000lb. per base
- All preconfigured models are quick and easy to assemble and can be disassembled when not in use

MOBILE MINI-RACKING WITH CHOICE OF DECKING

STEEL

To order a unit with steel decking, add **S** to the product number.

SRE4515SM

WIRE MESH

To order a unit with wire mesh decking, add **W** to the product number.

Not compatible with 18"D units.

SRE4515WM

WOOD

To order a unit without decking (e.g., for use with wood decking), leave the product number as is.

SRE4515M

HOW TO ORDER

When ordering, model numbers must be completed as follows:

Uprights: Bolted = **D**; Welded = **E**

Type: **S** = Steel decking
W = Wire-mesh decking
Blank = Without decking

e.g., SR_4515_M

e.g., SRE4515SM

For a 36"D x 75"H unit with welded uprights, steel decking, and a 60"W x 36"D mobile base with 4" casters

NOTES: Steel decking has a greater load capacity than wood.
Wire-mesh decking reduces fire risk.
Wood panels are not available from Rousseau.

MOBILE MINI-RACKING WITH MEDIUM-DUTY AND HEAVY-DUTY BEAMS

| MEDIUM-DUTY BEAMS | | | |
|-------------------|-----|-----|-----------------------|
| DIMENSIONS | | | NO. OF DECKING LEVELS |
| W | D | H | 4 |
| 48" | 18" | 63" | SR_4507_M |
| | 24" | 75" | SR_4509_M |
| 60" | 36" | 75" | SR_4515_M |
| | 48" | 75" | SR_4517_M |
| 72" | 36" | 75" | SR_4531_M |
| | 48" | 75" | SR_4533_M |

| HEAVY-DUTY BEAMS | | | |
|------------------|-----|-----|-----------------------|
| DIMENSIONS | | | NO. OF DECKING LEVELS |
| W | D | H | 4 |
| 96" | 36" | 75" | SR_4539_M |
| | 48" | 75" | SR_4541_M |

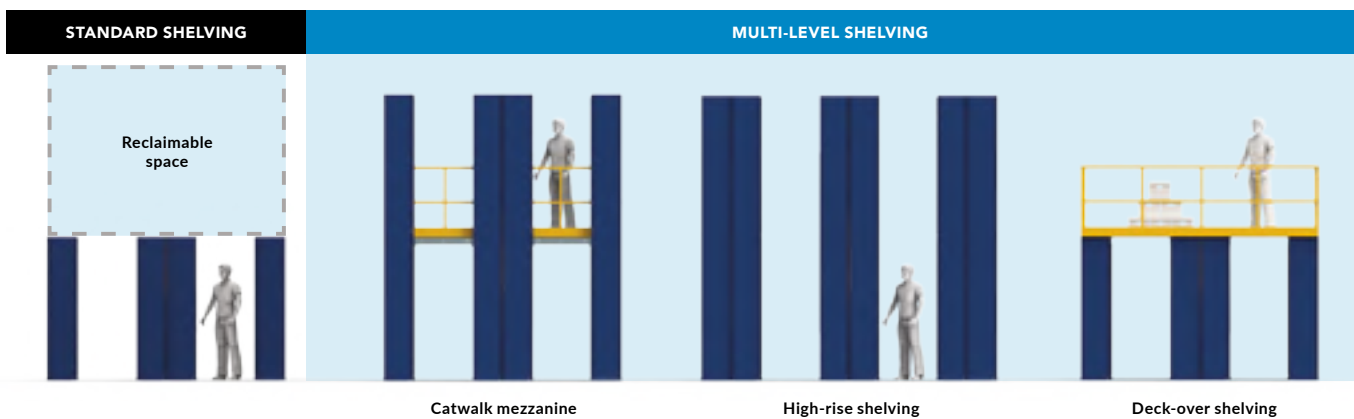
MULTI-LEVEL SHELVING SYSTEM

NOT ENOUGH SPACE?

BEFORE YOU EMBARK ON AN EXPANSION PROJECT, CONSIDER ROUSSEAU MULTI-LEVEL SHELVING

Our specialists will suggest solutions to work around all your building's obstacles: beams, columns, doors, air ducts, building structure, sprinklers, etc.

Our system maximizes your storage potential by combining shelving (with or without drawers), Mini Racking and specialized storage (tire racks, battery racks, etc.).



MULTI-LEVEL SHELVING SYSTEM



EXPERTISE THAT LEAVES NOTHING TO CHANCE

Multi-level shelving systems are subject to standards and recommendations in earthquake-prone regions.

The Rousseau team is available to help you work out what shelving and sway bracing you need to complete your multi-level shelving project.

Call us to speak with our experts. They will evaluate your requirements and suggest a system that meets your needs.

USE THE SECOND LEVEL TO STORE LARGER PARTS
AND SPECIALIZED PARTS, [SEE PAGES 104-109](#)



OUR ACCESSORIES ARE PERFECT FOR STORING SMALL AND MEDIUM-SIZED PARTS,
[SEE PAGES 100-103](#) AND [PAGES 119-120](#)



MULTITEK CART – MATERIAL HANDLING

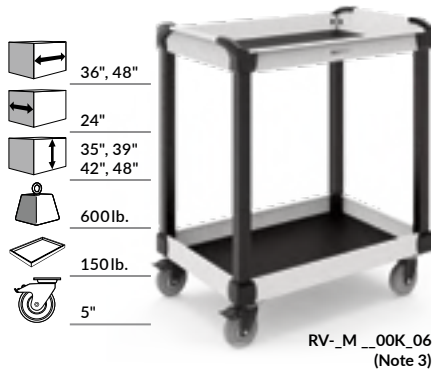
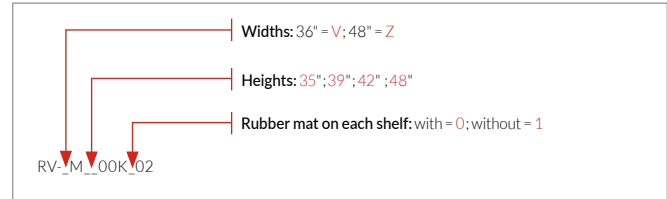
ERGONOMIC AND VERSATILE



The MultiTek Cart is ideal for transporting large parts. You will find it quickly becomes indispensable in your parts department.

- Each shelf can be lined with a rubber mat
- Each shelf has a load capacity of 150lb. for a maximum of 600lb. per cart

You can find other preconfigured models (dimensions and accessories), [see pages 71-77](#).



- NOTES 1: For compatible hooks, [see page 117](#).
 2: Only available for 42"H and 48"H carts.
 3: Sold unassembled.



3 shelves

RV-M__00K_08 (Note 3)



4 shelves

RV-M__00K_09 (Note 2 and 3)



Utility panels

RV-M__00U_06 (Note 1)



Utility panels, 3 shelves

RV-M__00U_08 (Note 1)



Utility panels, 4 shelves

RV-M__00U_09 (Note 1 and 2)

OPTIMIZE YOUR WORKSPACE



To help you optimize your work area, Rousseau offers workstations tailored to your needs. Whether you are looking for a basic workbench or more extensive storage options over and under the work surface, we have many options available. And with a wide range of accessories to choose from, there is a near limitless number of layouts and configurations possible.

Heavy duty and meticulously designed, our workstations meet the strictest standards of quality and functionality. You will love their versatility and the value they add for specific tasks, including computer work, key copying, packaging, shipping, and much more.



BASIC WORKBENCH



- A high-quality bench available in multiple dimensions and with a choice of work tops

| TYPE OF TOP | W x D x H | | |
|-------------------|-----------------|-----------------|-----------------|
| | 60" x 30" x 34" | 72" x 30" x 34" | 72" x 36" x 34" |
| Painted Steel | WS_1031 | WS_1035 | WS_1039 |
| Laminated Wood | WS_2031 | WS_2035 | WS_2039 |
| Plastic Laminated | WS_3031 | WS_3035 | WS_3039 |
| Acrylic/PVC | WS_9031 | WS_9035 | WS_9039 |

NOTES: For a stationary table, complete with an **A**.
For a mobile table, complete with a **W**.



PACKING AND SHIPPING WORKSTATION

- For efficient preparation of orders to be shipped
- The spool support under the bench keeps your workspace clear

| W x D x H | PRODUCT NO. |
|-----------------|-------------|
| 60" x 30" x 80" | WSM0006 |



WORKBENCH WITH STORAGE

- Ideal for storing tools, office supplies and other frequently used items
- Stationary workbench with 27"D cabinet on a 2"H recessed base

| TYPE OF TOP | W x D x H | | |
|-------------------|-----------------|-----------------|-----------------|
| | 60" x 30" x 34" | 72" x 30" x 34" | 72" x 36" x 34" |
| Stainless Steel | R5WH5-2021 | R5WH5-2031 | R5WH5-2041 |
| Painted Steel | R5WH5-2022 | R5WH5-2032 | R5WH5-2042 |
| Laminated Wood | R5WH5-2023 | R5WH5-2033 | R5WH5-2043 |
| Plastic Laminated | R5WH5-2024 | R5WH5-2034 | R5WH5-2044 |
| Acrylic/PVC | R5WH5-2025 | R5WH5-2035 | R5WH5-2045 |



RECEIVING WORKSTATION AND INVENTORY CONTROL

- For efficient inspection of merchandise upon arrival
- Includes a steel shelf under the work surface
- The riser shelf includes one standard support and one support with three 12A power outlets and two USB ports

| W x D x H | PRODUCT NO. |
|-----------------|-------------|
| 60" x 30" x 50" | WSA2006 |

SERVICE COUNTERS

OPTIMIZE YOUR SERVICE



To provide rapid and efficient service to your internal and external customers, make sure you have high-turnover parts to hand, i.e., directly at the service counter!

Adding drawers under the work surface provides high-density storage. This means you can access more parts without having to move. We also recommend combining shelves and drawers to maximize storage efficiency of parts with a high turnover.


Rousseau service counters have been designed to be welcoming for your customers while also providing an efficient and ergonomic workspace. You will love the distinctive look of our new corner service counters. With an attractive finish and the option to personalize stainless steel front panels, you can proudly display your logo and highlight your brand image. See [page 92](#) for more details.

CORNER SERVICE COUNTER, CONFIGURATION 1830: 15 DRAWERS

This counter allows you to keep high-turnover parts within arm's reach. With a 24"W leg space, it's easy to work at the counter or store a chair underneath as needed.

- Left bank (24"W)
- Middle bank (24"W)
- Right bank (2 × 36"W)

| | STAINLESS STEEL | PAINTED STEEL |
|-----------|-----------------|---------------|
| 30" × 36" | RS-C096S | RS-C096P |



MIDDLE SECTION ONLY, INCLUDING THE CORNER TOP

| | STAINLESS STEEL | PAINTED STEEL |
|--|-----------------|---------------|
| | RS-J18303420S | RS-J18303420P |




CORNER SERVICE COUNTER, CONFIGURATION 1830: 17 DRAWERS, 1 SHELF

With multiple drawers of different dimensions and a secure storage space with door, you can store high-demand parts whatever their size and shape.

- Left bank (24"W)
- Middle bank (24"W)
- Right bank (2 × 36"W)

| | STAINLESS STEEL | PAINTED STEEL |
|-----------|-----------------|---------------|
| 30" × 36" | RS-C094S | RS-C094P |



MIDDLE SECTION ONLY, INCLUDING THE CORNER TOP

| | STAINLESS STEEL | PAINTED STEEL |
|--|-----------------|---------------|
| | RS-J18303418S | RS-J18303418P |




NOTES: The corner workstation must be anchored to two cabinets of the same height and depth, one on each side (RA30 or RA35).

Our corner service counters are available in configurations 0030, 0630, 1230 and 1830. Please contact Customer Service for more details.



NOTES: Complete the product number with the type of top required.
 Comes with painted bases, except models with stainless steel tops will include stainless bases.



COUNTER CABINETS: 1 DRAWER, 3 SHELVES AND 2 ROLL-OUT SHELVES

With two roll-out shelves, this service counter is ideal for handling and storing heavy parts. The drawer with lock is also very useful for storing valuable items or even inserting a cash drawer.

- 1 left bank, 36"W (R5AEE-3404)
- 1 right bank, 36"W (R5AEE-3402), 2 roll-out shelves

| W×D×H | PRODUCT NO. |
|-------------|-------------|
| 72"×24"×40" | R5XLE-110_ |



COUNTER CABINETS: 4 DRAWERS, 6 SHELVES

This counter is perfect for storing small items and parts. It also includes several drawers and shelves to provide even more versatile storage options.

- 1 left and 1 right bank, 24"W (R5ADE-3004)
- 1 middle bank, 36"W (R5AEE-3020)

| W×D×H | PRODUCT NO. |
|-------------|-------------|
| 96"×24"×36" | R5XRE-120_ |




COUNTER CABINETS: 14 DRAWERS, 3 SHELVES

This counter is an ideal addition to your parts department for storing small to medium-sized parts while also serving as a customer service counter.

- 1 left bank, 36"W (R5AEE-3816)
- 1 middle bank, 36"W (R5AEE-3818)
- 1 right bank, 36"W (R5AEE-3820)

| W×D×H | PRODUCT NO. |
|--------------|-------------|
| 108"×24"×44" | R5XSE-100_ |



COUNTER CABINETS: 19 DRAWERS, 1 DOOR


This service counter has been designed to satisfy all your storage needs for high-volume parts, while providing a counter to serve your customers.

- 1 left bank, 60"W (R5KKE-3816)
- 1 right bank, 48"W (R5KHE-3820)

| W×D×H | PRODUCT NO. |
|--------------|-------------|
| 108"×24"×44" | R5XSE-120_ |

5S STORAGE

EFFICIENT WORKSPACE ORGANIZATION



The Japanese 5S method focuses on sorting, straightening or setting in order, sweeping or shining, standardizing and sustaining the practice. This method ensures that the various tools and parts are stored according to their purpose and the frequency with which they are used, in a manner that is clear and well identified. Each item has its place, which reduces wasted time and lost items. With this method, the work environment is standardized so as to ensure the best organization possible while enhancing working conditions and team morale. Moreover, this means that less time and money are wasted. Here are several Rousseau accessories that will enable you to integrate the 5S method for lean manufacturing in the storage solution for the parts department of your automobile dealership.

WALL-MOUNTED UTILITY PANEL



- Can be used to organize a wide variety of items of different sizes and weights in the same system
- Compatible with light-duty and heavy-duty hooks, vinyl rub-on identification decals, plastic bin rails, can holders and tiltable shelves
- 16"W: vertical installation and conforms with architectural standards with uprights spaced 16" apart c/c
- An optional finishing panel (WM58/WM5D) is available to create an aesthetic finish on the right-hand side
- Available in painted steel or stainless steel

| PRODUCT NO. | FINISH | WIDTH |
|-------------|-----------------|-------|
| WM57-16__ | Painted steel | 16" |
| WM57-24__ | Painted steel | 24" |
| WM5B-16__ | Stainless steel | 16" |
| WM5B-24__ | Stainless steel | 24" |

NOTE: To order, specify the height required: 18", 24", 30", 36", 48", 60", 72".

WALL-MOUNTED PLASTIC BIN PANEL




- For easier storing, moving and managing of small parts
- 16"W: vertical installation and conforms with architectural standards with uprights spaced 16" apart c/c
- Compatible with RG20 plastic bins and all brands of plastic bins with hanging lip on the market

| PRODUCT NO. | WIDTH |
|-------------|-------|
| WM5C-16__ | 16" |
| WM5C-24__ | 24" |

NOTE: To order, specify the height required: 18", 24", 30", 36", 48", 60", 72".

VINYL RUB-ON IDENTIFICATION DECAL



- Vinyl decals help to easily identify the proper place for tools on utility panels
- The contrasting color makes it easy to notice when a tool is missing and what kind of tool it is

| PRODUCT NO. | W x L |
|-------------|---------|
| WM91-01J | 2' x 8' |

FINISHING PANEL




- Provides a more aesthetic finish to the wall panel system
- Closes off the panel at the right-hand side
- Order the same height as the main utility panel
- Available in painted steel or stainless steel
- 1½"W

| PRODUCT NO. | FINISH |
|-------------|-----------------|
| WM58-__ | Painted steel |
| WM5D-__ | Stainless steel |

NOTE: To order, specify the height required: 18", 24", 30", 36", 48", 60", 72".


PLASTIC BINS



- 45° angled rim for easy identification of bin contents and removal of bins
- 6" plastic bins can be subdivided

| PRODUCT NO. | W x D x H |
|-------------|--------------|
| RG20-030302 | 3" x 3" x 2" |
| RG20-040302 | 4" x 3" x 2" |
| RG20-060302 | 6" x 3" x 2" |
| RG20-060602 | 6" x 6" x 2" |
| RG20-030303 | 3" x 3" x 3" |
| RG20-040303 | 4" x 3" x 3" |
| RG20-060303 | 6" x 3" x 3" |
| RG20-060603 | 6" x 6" x 3" |

HEAVY-DUTY HOOKS




- Our hooks can be used to store many different parts and tools
- Load capacity: 50lb.
- Square and round versions available
- Color: Black

| PRODUCT NO. | TYPE OF HOOK |
|-------------|--------------|
| WM9A-__ | Square |
| WM9B-__ | Round |

NOTE: To order, specify the required length: **03", 06", 09"**.


PLASTIC BIN RAIL



- Ideal for integrating and managing small parts in a 5S storage system
- Compatible with RG20 plastic bins

| PRODUCT NO. | W x H |
|-------------|----------|
| WM9C-06 | 6" x 3" |
| WM9C-15 | 15" x 3" |


PLIERS HOLDER



- Holds up to six pliers
- Color: Black

| PRODUCT NO. | W x D x H |
|-------------|------------------|
| WM9M-01 | 9" x 2 1/2" x 2" |

SCREWDRIVER HOLDER



- Two versions available for holding 6 or 12 screwdrivers
- Color: Black

| PRODUCT NO. | W x D x H | VERSION |
|-------------|------------------|---------|
| WM9N-01 | 9" x 1 1/2" x 2" | Single |
| WM9N-02 | 9" x 3 3/4" x 2" | Double |

HAMMER HOLDER



- Holds 2 hammers
- Color: Black


| PRODUCT NO. | W x D x H |
|-------------|------------------|
| WM9R-09 | 9" x 5 3/8" x 2" |

LIGHT-DUTY HOOKS



- Our hooks can be used to store many different parts, tools and accessories
- They are compatible with Rousseau utility panels as well as other panels currently available on the market (1/4" dia. holes)
- Also compatible with the wall-mounted panel system
- Color: Black

CAN HOLDER



- Ideal for organization and storage of aerosol cans
- Also compatible with drinks cans

| PRODUCT NO. | W x D x H | QTY OF CANS |
|-------------|---------------|-------------|
| WM9D-06 | 6" x 3" x 4" | 2 |
| WM9D-14 | 14" x 3" x 4" | 4 |
| WM9D-15 | 15" x 3" x 4" | 5 |
| WM9D-20 | 20" x 3" x 4" | 6 |


MAGNETIC DIVIDER



- Supports and separates items stored in can holders
- Includes a magnetic strip for easy repositioning

| PRODUCT NO. | HEIGHT |
|-------------|--------|
| WM9T-01 | 4" |

TILTABLE SHELF



- Includes slots spaced 2" apart c/c for installing SH52 dividers
- Includes two side brackets which can be placed at right angles or at a 15° angle
- The shelf is reversible and its edge can act as a back stop for plastic bins and ring binders
- Load capacity: 50lb. (evenly distributed)

| PRODUCT NO. | W x D |
|-------------|-----------|
| WM21-1308 | 13" x 8" |
| WM21-1312 | 13" x 12" |
| WM21-1508 | 15" x 8" |
| WM21-1512 | 15" x 12" |
| WM21-3108 | 31" x 8" |
| WM21-3112 | 31" x 12" |

NOTE: Not compatible with RC93 and RC94 panels, [see page 15](#).

LONG TOOL HOLDER



- For storing long tools, e.g., pry bars
- Holds up to three long tools
- Space available for two smaller tools, e.g., screwdrivers
- Color: Black

| PRODUCT NO. | W x D x H |
|-------------|--------------|
| WM9Q-08 | 8" x 3" x 4" |

| PRODUCT NO. | TYPE (QTY) | DIMENSIONS |
|-------------|-------------------------------|---------------------|
| WM9F-150 | Straight Arm Hooks (20) | 1 1/2"D |
| WM9G-150 | Single Loop Hooks (20) | 1 1/2" dia. |
| WM9G-200 | Single Loop Hooks (20) | 2" dia. |
| WM9H-03 | Double Back Single Hooks (10) | 3"D |
| WM9H-05 | Double Back Single Hooks (10) | 5"D |
| WM9J-03 | Double Back Double Hooks (10) | 3"D |
| WM9J-05 | Double Back Double Hooks (10) | 5"D |
| WM9L-01 | Drill Holder (1) | 5"W x 3 1/2"D |
| WM9N-01 | Screwdriver Holder (1) | 9"W x 1 1/2"D x 2"H |
| WM9N-02 | Screwdriver Holder (1) | 9"W x 3 3/4"D x 2"H |
| WM9M-01 | Pliers Holder (1) | 9"W x 2 1/2"D x 2"H |

CABINETS FOR SPECIALIZED TOOLS

UNEQUALED FLEXIBILITY



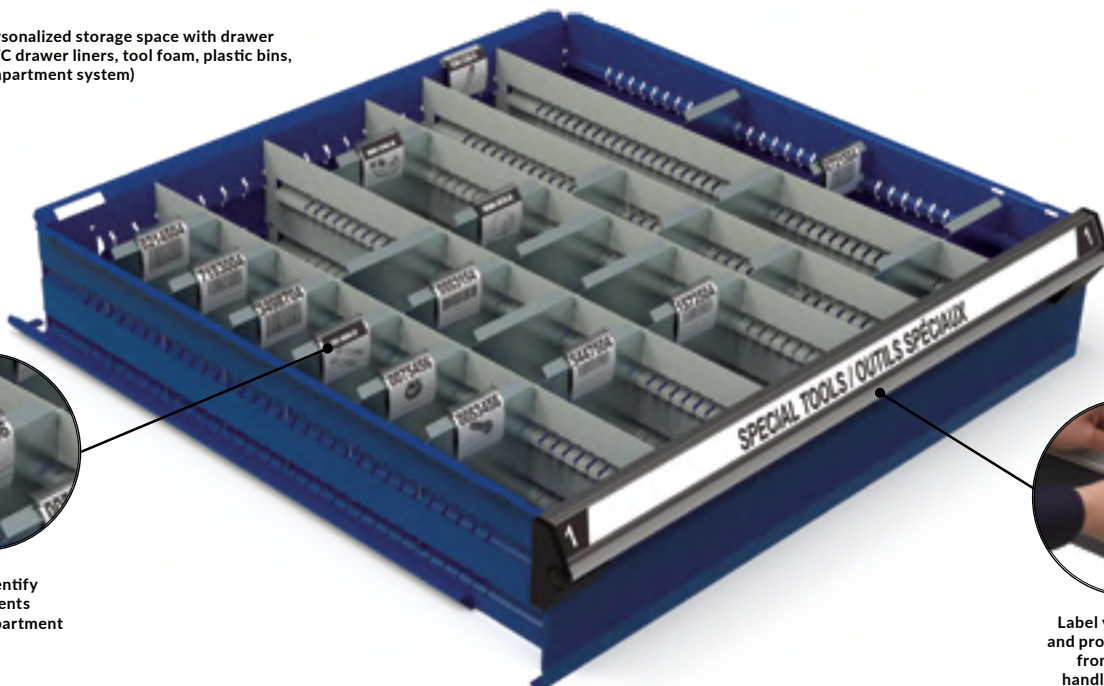
We understand how valuable specialized tools are and that they must be carefully protected and completely secure. Our drawer accessories have been designed to protect your precious tools, regardless of their shape or size, and to make it easy to locate them.

We provide a turnkey service to help you create a cabinet that meets your exact and personal requirements.



YOUR OWN COMPLETELY ACCESSORIZED AND READY-TO-USE PRODUCT

Create fully personalized storage space with drawer accessories (PVC drawer liners, tool foam, plastic bins, subdivided compartment system)



Easily identify the contents of each compartment

Label your drawers and protect the labels from dirt with handle protectors


DRAWER ACCESSORIES



Our wide range of drawer accessories are compatible with each other to help you keep your tools organized and easy to find. No matter what shape or size of item you need to store, we have the accessory you need.

The unique design of the R drawer is a trademark of Rousseau Metal Inc. The drawer is also protected by a registered industrial design. To view various preconfigured models, visit the Modular Drawers & Compartments section on our website.


NON-SLIP PVC DRAWER LINER (RG49)



- Non-slip surface protects items stored in drawers
- Thickness: 3/32"
- Sold in sizes to fit drawer dimensions or in 27"W x 50"L rolls

NOTES: Not compatible with partitions and dividers.
To order a 27" x 50' roll: RG49-RR27-01.


PVC DRAWER LINER (RG40)



- Thickness: 3/32"
- Sold in sizes to fit drawer dimensions or in 7'W x 100'L
- Compatible with partitions and dividers

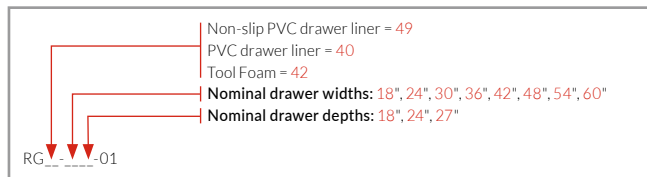
NOTE: To order a 7' x 100' roll: RG40-RR84-01.

TOOL FOAM (RG42)




- Helps to easily identify stored items
- Oil resistant and non-absorbent
- The blue foam is 1/4" thick and the black self-adhesive foam is 1/2" thick

NOTE: Sold without cut-outs.

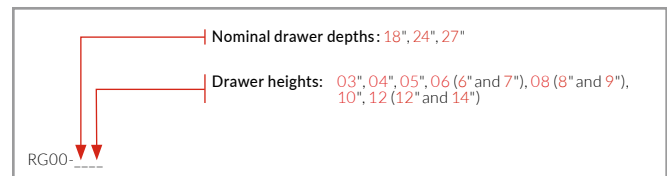


PARTITIONS AND DIVIDERS

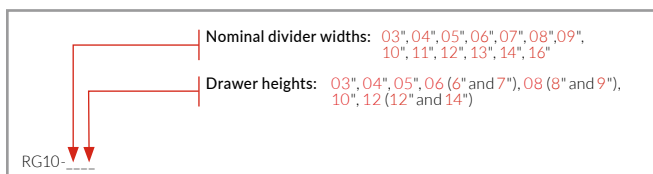


- Front to back and left to right partitions available
- Our tool-free "clip-in" subdividing system keeps the dividers firmly in place and reduces noise caused by vibrations

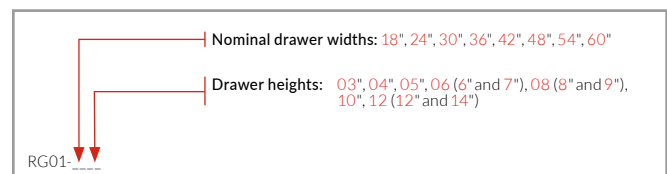
FRONT TO BACK PARTITIONS



DRAWER DIVIDER




LEFT TO RIGHT PARTITIONS



NOTE: Drawer accessories are available in other dimensions. Please contact your customer service representative for more details.

DRAWER ACCESSORIES

PLASTIC BINS



- Ideal for easier storage, handling and management of small parts
- 45° angled rim for easy identification of bin contents and removal of bins
- Designed for 3"H and 4"H drawers

| PRODUCT NO. | W × D × H |
|-------------|--------------|
| RG20-040302 | 4" × 3" × 2" |
| RG20-040303 | 4" × 3" × 3" |
| RG20-060302 | 6" × 3" × 2" |
| RG20-060303 | 6" × 3" × 3" |
| RG20-060602 | 6" × 6" × 2" |
| RG20-060603 | 6" × 6" × 3" |

NOTE: Partitions and dividers are also available (RG22/RG24).

LOCK-IN MECHANISM



- Stops drawer from opening on its own
- Designed so you can open and close the drawer with one hand only

| PRODUCT NO. |
|-------------|
| A |

LABEL HOLDER



- For dividers and plastic bins
- Once installed, the label holders remain in place when removing objects
- Contents of each compartment can be easily identified

| PRODUCT NO. | TYPE | W × H |
|-------------|---|-----------|
| RG51-200 | 1"H Label Holder | 2" × 1" |
| RG52-200 | 1"H Label Holder with Adhesive Strip for Plastic Bins | 2" × 1" |
| RG54-200 | 1½"H Label Holder | 2" × 1 ¾" |
| RG54-400 | 1¾"H Label Holder | 4" × 1 ¾" |
| RG55-200 | 1¾"H Label Holder with Adhesive Strip | 2" × 1 ¾" |
| RG55-400 | 1¾"H Label Holder with Adhesive Strip | 4" × 1 ¾" |

NOTE: Labels (RG53) are available in packs of 200.

LABELS



- Labels that attach to toolbox handles under the handle protector (RF70)
- 22 labels per page (10 pages)
- Print your own labels

| PRODUCT NO. | W × H |
|-------------|-----------|
| RF71-425100 | 4 ¾" × 1" |

GROOVE TRAY



- For storing and protecting long objects
- Made of durable aluminum
- Gray plastic divider with ¾" angled labeling area (to be ordered separately)
- Specially designed for 3"H and 4"H drawers

| PRODUCT NO. | | FRONT TO BACK | LEFT TO RIGHT | DIVIDER NO. |
|---------------|---------------|---------------|---------------|-------------|
| FRONT TO BACK | LEFT TO RIGHT | | | |
| RG35-03DD | RG36-03WW | 3.00" | 1.14" | RG39-03 |
| RG35-04DD | RG36-04WW | 4.00" | 1.64" | RG39-04 |
| RG35-06DD | RG36-06WW | 6.00" | 2.64" | RG39-06 |

NOTE: Complete the product number with the depth required: 18", 24", 27", or the width required 18", 24", 30", 36", 42", 48", 54", 60".

DRAWER LOCK



- Locks a single drawer
- Compatible with all drawer dimensions

| PRODUCT NO. |
|-------------|
| L3 |

HANDLE PROTECTOR



- Protects identification labels from dust, grease and dirt
- Made of transparent, matte plastic that eliminates glare and makes labels easy to read
- Clips onto the handle of the drawer or roll-out shelf

| PRODUCT NO. | WIDTH |
|-------------|-------|
| RF70-18 | 18" |
| RF70-24 | 24" |
| RF70-30 | 30" |
| RF70-36 | 36" |
| RF70-42 | 42" |
| RF70-48 | 48" |
| RF70-54 | 54" |
| RF70-60 | 60" |