



FREESTANDING STATION



DISTINCTIVE FEATURES

- Stationary or mobile storage stations providing optimal work organization
- Evolves over time thanks to tool-free reconfiguration
- Boosts productivity and reduces risk of injuries
- Wide range of accessories available, including storage boxes, shelves, tackboards, lighting, etc.
- Made in North America

QUICK AND EASY TO CONFIGURE
ACCORDING TO THE TASK AT HAND



FREESTANDING STATION

IDEAL FOR A RANGE OF ENVIRONMENTS

SPECIALIZED TOOLS



STOREKEEPING



You will love the versatility of our freestanding stations, especially because they can be adapted to your requirements by simply adding one of the many accessories available. You can keep a wide variety of accessories within easy reach, from the simplest tools to computer parts, spools holders and electronic equipment.

ADD OR REARRANGE ACCESSORIES TO CUSTOMIZE IT TO YOUR NEEDS

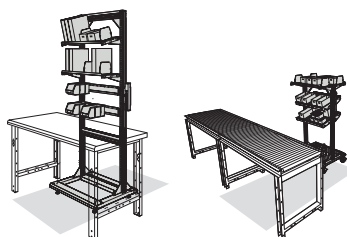
Accessories are hung on the stand with hooks, so you can rearrange them easily and without tools to suit your needs. The front and rear holes can be used, as well as the upright side extrusions to install and adjust various accessories.



STORAGE



DISPLAY STAND



MULTIPLES CONFIGURATIONS

36"H AND 54"H STAND

- Maximum load capacity of 1,200lb. Evenly distributed on each side
- Stationary and mobile

84"H STAND

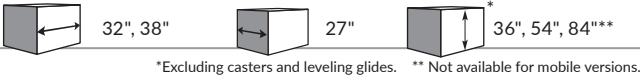
- Maximum load capacity of 700lb. on one or both sides
- Stationary

CENTERED – OFF-CENTER

- Quick access to each component



SPECIFICATIONS



PLASTIC BIN RAIL

Compatible with most brands of plastic bins (with hanging lip) on the market



ELECTRONICS MOUNT

Stands available for laptops, tablets, monitors, and keyboard and mouse



DOCUMENT HOLDER

Keeps paperwork or manuals accessible and organized



BOTTOM SHELF

The bottom shelf is fitted with a resistant grooved mat



MOBILE MODELS

Choice of 4" or 6" casters. Available for 36"H and 54"H models


LED LIGHT

Emits a bright light while being energy efficient, motion sensor available



WIRE SPOOL HOLDER

50lb. load capacity per holder



SHELF

Straight or sloped, 100lb. load capacity



PANELS


Add a panel for plastic bins or a utility panel to add even more accessories



POWER OUTLET STRIP

15A power bar with circuit breaker

5S STORAGE SOLUTIONS AND ACCESSORIES



DID YOU KNOW?

One of Rousseau's biggest strengths is our wide range of color options. Choose from 20 standard colors.



Classic Blue	Avalanche Blue	Everest Blue	Midnight Blue	Glossy Sapphire Blue	Glossy EverGreen	Glossy Yellow	Sienna Orange	Flame Red	Glossy Carmine Red	Glossy Cranberry Red	White	Beige	Frost White	Light Gray	Modern Gray	Charcoal Gray	Glossy Black	Black	Glossy Carbon Black
052	055	051	057	560	1025	208	085	081	806	815	616	041	061	071	745	072	902	091	741

HERE ARE SOME SOLUTIONS

Go to rousseaumetal.com for more suggested models.



32" x 27" x 59 1/4"	WMA1032
38" x 27" x 59 1/4"	WMA1332



32" x 27" x 59 1/4"	WMA1052
38" x 27" x 59 1/4"	WMA1352



32" x 27" x 59 1/4"	WMA1012
38" x 27" x 59 1/4"	WMA1312



32" x 27" x 59 1/4"	WMA1082
38" x 27" x 59 1/4"	WMA1382



32" x 27" x 59 1/4"	NCW0217
38" x 27" x 59 1/4"	NCW3217



32" x 27" x 85"	WMA4061
38" x 27" x 85"	WMA4361



32" x 27" x 85"	WMA3021
38" x 27" x 85"	WMA3321



32" x 27" x 85"	WMA4050
38" x 27" x 85"	WMA4350

For more information, contact our representative:

Note: The accessories pictured (spools, computers, binders, etc.) are not provided by Rousseau.

ROUSSEAU METAL INC.

105, AVENUE DE GASPÉ OUEST
SAINT-JEAN-PORT-JOLI (QUÉBEC)
G0R 3G0 CANADA
[WEBSITE](http://rousseau.com)
rousseau.com

END USERS
1.866.463.4270
EMAIL
info@rousseau.com

DISTRIBUTORS
1.800.463.4271
DISTRIBUTORS ACCESS
e-rousseau.com

